

CARS

Acura, AMC, Buickpage 62

Cadillac, Chevrolet.....page 64

Chrysler, Dodge, Fordpage 70

Honda.....page 72

Lincolnpage 74

Mercury, Oldsmobile.....page 76

Pontiacpage 78

Saturn, Toyotapage 82

TRUCKS

AM General, Buick, Cadillac, Chevroletpage 84

Dodge.....page 88

Ford.....page 90

GMCpage 94


Isuzu.....page 96

Jeep, Lincoln.....page 98

Mazda, Mercury, Oldsmobile, Toyotapage 100

Ford 6G to 3G
PN 135


Plugs to vehicle's wiring.



Plugs to alternator.

GM 10Si to CS130D
PN 136


Plugs to alternator.



Plugs to vehicle's wiring.

GM 10Si to CS130
PN 140


Plugs to alternator.



Plugs to vehicle's wiring.

GM 10DN to 10Si
PN 150


Plugs to vehicle's wiring.



Plugs to alternator.

CS130D to CS130
PN 160

Plugs to alternator.



Plugs to vehicle's wiring.

ND Oval to ND Round
PN 164

Plugs to alternator.



Plugs to vehicle's wiring.

•When building a classic or street machine, remember that it is not the year of the motor that determines which alternator to use, but which type of wiring harness the vehicle is equipped with. For easy installation, Powermaster has adapter wiring harnesses available. To the left, are some of the more popular configurations we offer. Be sure to check the application guide as well for information on your specific application.



Alternator Applications



CARS

	Engine Size	Engine Details	OE Amps	PM Amps	Chrome	Polished	Page	Amps	Page	Chrome
Acura CL										
1997 - 1999	3.0L	STD	105/70					150/90	40	993001
AMC										
AMX, Gremlin, Hornet, Javelin										
1964 - 1979										
All W / Motorola		1"Mount	50/20					100/70	45	8-36100
All W / Motorcraft		3"Mount	60/30	65/40	17078		39	100/70	45	8-37101
All W / Delco Remy		2"Mount	63/30	70/40	17127	27127	44	100/70	44	17294
Buick										
Full Size										
1973 - 1979	All	STD	63/30	70/40	17127	27127	44	100/70	44	17294
1963 - 1972	All	STD	61/30	65/30	17102		44	100/70	44	17294
Century / Regal										
1999 - 2002	All	STD	105/70					150/90	40	
1997 - 1998	All	STD	105/80	105/90	18272	28272	40	150/90	40	38272
1996	3.8L(231)	STD	105/80	105/90	18272	28272	40	150/90	40	38272
1994 - 1995	3.8L(231)	STD	105/70	105/70	17914		36	140/80	36	37914
1990 - 1993	3.1L(189)	STD	105/70	105/70	17910		36	140/80	36	37910
	3.8L(231)	STD	105/70	105/70	17914		36	140/80	36	37914
1988 - 1989	All	STD	105/70	105/70	17910		36	140/80	36	37910
1986 - 1987	3.8L(231) w/o AC		94/70	100/70	17294	27294	44	140/80	44	37294
	w/AC		108/60	120/90	17290		49			
	3.8L Turbo	STD	140/85	140/90	17864		48			
	5.0L(307)	All	94/70	100/70	17294	27294	44	140/80	44	37294
1983 - 1985	All	STD	94/70	100/70	17294	27294	44	140/80	44	37294
		OPT	108/70	120/90	17290		49			
1978 - 1982	All	STD	63/30	70/40	17127	27127	44	100/70	44	17294
1977	All exc. below	STD	63/30	70/40	17127	27127	44	100/70	44	17294
	305H,J,L,K	OPT	85/40							
1973 - 1976	All	STD	63/30	70/40	17127	27127	44	100/70	44	17294
Grand National										
1986 - 1987	3.8L Turbo	STD	140/85	140/90	17864		48			
1984 - 1985	3.8L Turbo	STD	94/70	100/70	17294	27294	44	140/80	44	37294
Gran Sport										
1972	350,455	STD	63/35					100/70	44	17294
1968 - 1971	All	STD	61/30	65/30	17102		44	100/70	44	17294
Skylark										
1996 - 1998	2.4L	STD	105/80	105/90	18229	28229	40	150/90	40	38229

150* Optional, harness adapter not needed if using this alternator as a "one wire"

[Back to Contents](#)

Alternator Applications

CARS

Natural	Black	Polished	XS Volt Avail.	Adap. Req.	Amps	Page	Chrome	Natural	Black	Polished	XS Volt Avail.	Adap. Req.
994001	995001											
8-46100					140/80	45			8-56140			
8-47101	8-57101	8-67101			140/80	45	8-37141	8-47141	8-57141	8-67141		
8002		27294			140/80	44	37294	47294	57294	67294		
8002		27294			140/80	44	37294	47294	57294	67294		
8002		27294		150*	140/80	44	37294	47294	57294	67294		150*
48234	58234											
48272	58272	68272										
48272	58272	68272										
47914	57914		Yes		200/125	48	37805	47805	57805		Yes	
47910	57910		Yes		200/125	48	38203	48203	58203		Yes	
47914	57914		Yes		200/125	48	37805	47805	57805		Yes	
47910	57910		Yes		200/125	48	38203	48203	58203		Yes	
47294	57294	67294										
					200/125	48	37806	47806	57806		Yes	140
					200/125	48		47864	57864		Yes	
47294	57294	67294										
47294	57294	67294										
					200/125	48	37806	47806	57806		Yes	140
8002		27294			140/80	44	37294	47294	57294	67294		
8002		27294			140/80	44	37294	47294	57294	67294		
8002		27294			140/80	44	37294	47294	57294	67294		
8002		27294			140/80	44	37294	47294	57294	67294		
8002		27294		150*	140/80	44	37294	47294	57294	67294		
8002		27294		150*	140/80	44	37294	47294	57294	67294		150*
48229	58229											

† Back bracket will not mount to upgrade

This application will require some bracket modification



Alternator Applications



	Engine Size	Engine Details	OE Amps	PM Amps	Chrome	Polished	Page	Amps	Page	Chrome
Cadillac										
1973 - 1979	Int Reg	STD	63/30	70/40	17127	27127	44	100/70	44	17294
1963 - 1972	Ext Reg	STD	61/30	65/30	17102		44	100/70	44	17294
Chevrolet										
Belair, See Impala										
Beretta, Corsica										
1996	2.2L(134)	STD	140/85	105/90	18208	28208	40	150/90	40	38208
1994 - 1995	2.2L(134)	STD	105/70	105/70	17861	27861	36	140/80	36	37861
	2.3L(138) Quad Four	STD	105/70	105/70	17860	27860	36	140/80	36	37860
1993	2.2L(134)	STD	105/70	105/70	17861	27861	36	140/80	36	37861
	2.3L(138) Quad Four	STD	105/70	105/70	17860	27860	36	140/80	36	37860
	3.1L(189)	STD	105/70	105/70	17860	27860	36	140/80	36	37860
1987 - 1992	2.0L, 2.2L	STD	105/70	105/70	17886		36	140/80	36	
	2.3L(138) Quad Four	STD	105/70	105/70	17860	27860	36	140/80	36	37860
	2.8L, 3.1L	STD	105/70	105/70	17860	27860	36	140/80	36	37860
Camaro / Z28										
2000 - 2002	3.8L	STD	105/80	105/90	18272	28272	40	150/90	40	38272
1995 - 1999	3.8L	STD	105/80	105/90	18272	28272	40	150/90	40	38272
1998 - 2002	5.7L	STD	105/80					150/90	40	38206
1993 - 1997	3.4L(207)	STD	105/70	105/70	18114		36	140/80	36	38114
	5.7L(350)	STD	140/85	140/90	17805		48			
1988 - 1992	2.8L,3.1L	STD	105/70	105/70	17860	27860	36	140/80	36	37860
	5.0L,5.7L	STD	105/70	105/70	17861	27861	36	140/80	36	37861
1987	2.8L(189)	STD	105/70	105/70	17860	27860	36	140/80	36	37860
	5.0L,5.7L	STD	105/70	105/70	17802	27802	36	140/80	36	37802
1985 - 1986	2.5L(151)	STD	105/70	105/70	17802	27802	36	140/80	36	37802
	2.8L(173)	STD	94/70	100/70	17294	27294	44	140/80	44	37294
	w/AC		108/70	120/90	17290		49			
	5.0L(305G,H)	STD	94/70	100/70	17294	27294	44	140/80	44	37294
	5.0L(305F)	STD	140/85	140/90	17806		48			
1983 - 1984	All exc. below	STD	94/70	100/70	17294	27294	44	140/80	44	37294
	5.0L(305S)	STD	85/60	120/90	17290		49			
1981 - 1982	All	STD	94/70	100/70	17294	27294	44	140/80	44	37294
		OPT	108/70	120/90	17290		49			
1972 - 1980	All	STD	63/30	70/40	17127	27127	44	100/70	44	17294
1967 - 1971	All	STD	61/30	65/30	17102		44	100/70	44	17294

150* Optional, harness adapter not needed if using this alternator as a "one wire"

[Back to Contents](#)

Natural	Black	Polished	XS Volt Avail.	Adap. Req.	Amps	Page	Chrome	Natural	Black	Polished	XS Volt Avail.	Adap. Req.
8002		27294			140/80	44	37294	47294	57294	67294		
8002		27294		150*	140/80	44	37294	47294	57294	67294		150*
48208	58208	68208										
47861	57861	67861	Yes		200/125	48	38203	48203	58203		Yes	
47860	57860		Yes									
47861	57861	67861	Yes		200/125	48	38203	48203	58203		Yes	
47860	57860		Yes									
47860	57860		Yes		200/125	48	38203	48203	58203		Yes	
47886	57886		Yes									
47860	57860		Yes									
47860	57860		Yes		200/125	48	38203	48203	58203		Yes	
48272	58272	68272										
48272	58272	68272										
48206	58206	68206										
48114	58114		Yes									
					200/125	48	37805	47805	57805		Yes	
47860	57860		Yes		200/125	48	38203	48203	58203		Yes	
47861	57861	67861	Yes		200/125	48	38203	48203	58203		Yes	
47860	57860		Yes		200/125	48	38203	48203	58203		Yes	
47802	57802	67802	Yes									
47802	57802	67802	Yes									
47294	57294	67294										
					200/125	48	37806	47806	57806		Yes	140
47294	57294	67294										
					200/125	48	37806	47806	57806		Yes	140
47294	57294	67294										
					200/125	48	37806	47806	57806		Yes	140
47294	57294	67294										
					200/125	48	37806	47806	57806		Yes	140
8002		27294			140/80	44	37294	47294	57294	67294		
8002		27294		150*	140/80	44	37294	47294	57294	67294		150

† Back bracket will not mount to upgrade

This application will require some bracket modification

CARS

CARS



Alternator Applications

Alternator Applications



	Engine Size	Engine Details	OE Amps	PM Amps	Chrome	Polished	Page	Amps	Page	Chrome
Caprice										
1994 - 1996	All	STD	105/70	105/70	17914		36	140/80	36	37914
		OPT	140/85	140/90	18112	28112	48			
1991 - 1993	All	STD	105/70	105/70	17861	27861	36	140/80	36	37861
		OPT	140/85	140/90	17864		48			
1989 - 1990	4.3L,5.0(305)	STD	105/70	105/70	17861	27861	36	140/80	36	37861
		OPT	140/85	140/90	17864		48			
	5.0L(307)	STD	105/70	105/70	17803		36	140/80	36	37803
	5.7L(350)	STD	140/85	140/90	17864		48			
1988	4.3L(262)	STD	94/70	100/70	17294	27294	44	140/80	44	37294
	w/HBL		105/70	105/70	17802	27802	36	140/80	36	37802
		OPT	140/85	140/90	17806		48			
	5.0L(307)	STD	105/70	105/70	17803		36	140/80	36	37803
	5.0L(305)	STD	105/70	105/70	17802	27802	36	140/80	36	37802
	5.7L(350)	STD	140/85	140/90	17806		48			
1980 - 1987	All	STD	94/70	100/70	17294	27294	44	140/80	44	37294
	HD	OPT	108/70	120/90	17290		49			
1972 - 1979	All	STD	63/30	70/40	17127	27127	44	100/70	44	17294
1963 - 1971	All	STD	61/30	65/30	17102		44	100/70	44	17294
Cavalier										
1996 - 2002	2.2L(134)	STD	105/80	105/90	18208	28208	40	150/90	40	38208
	2.4L(146)	STD	105/80	105/90	18229	28229	40	150/90	40	38229
1994 - 1995	2.2L(134)	STD	105/70	105/70	17861	27861	36	140/80	36	37861
	2.3L(138)Quad Four	STD	105/70							
	3.1L(189)	STD	105/70	105/70	17860	27860	36	140/80	36	37860
1987 - 1993	2.0L,2.2L	STD	105/70	105/70	17886		36	140/80	36	
	2.8L, 3.1L	STD	105/70	105/70	17860	27860	36	140/80	36	37860
1982 - 1986	2.0L	STD	94/70	100/70	17294	27294	44	140/80	44	37294
	2.8L	STD	94/70	100/70	17294	27294	44	140/80	44	37294
	1.8L	STD	108/70	120/90	17290		49			
Chevvelle / SS Chevvelle / Nova										
1972 - 1979	All	STD	63/30	70/40	17127	27127	44	100/70	44	17294
	All	STD	61/30	65/30	17102		44	100/70	44	17294
Corvette										
1997 - 2003	All	STD	110/90	110/90	113721	213721	39			
1994 - 1996	5.7L(ZR1)	STD	140/85	140/90	17864		48			
	5.7L exc.ZR1	STD	140/85	140/90	17806		48			
1990 - 1993	5.7L(ZR1) &(350P)	STD	140/85	140/90	17864		48			
	5.7L(350-8)	STD	105/70	105/70	17803		36	140/80	36	37803

Natural	Black	Polished	XS Volt Avail.	Adap. Req.	Amps	Page	Chrome	Natural	Black	Polished	XS Volt Avail.	Adap. Req.
47914	57914		Yes		200/125	48	37805	47805	57805		Yes	
					200/125	48	38112	48112	58112	68112	Yes	
47861	57861	67861	Yes		200/125	48	38203	48203	58203		Yes	
					200/125	48		47864	57864		Yes	
47861	57861	67861	Yes		200/125	48	38203	48203	58203		Yes	
					200/125	48		47864	57864		Yes	
47803	57803		Yes									
					200/125	48		47864	57864		Yes	
47294	57294	67294										
47802	57802	67802	Yes									
					200/125	48	37806	47806	57806		Yes	
47803	57803		Yes									
47802	57802	67802	Yes									
					200/125	48	37806	47806	57806		Yes	
47294	57294	67294										
					200/125	48	37806	47806	57806		Yes	140
8002		27294			140/80	44	37294	47294	57294	67294		
8002		27294		150*	140/80	44	37294	47294	57294	67294		150*
48208	58208	68208										
48229	58229											
47861	57861	67861	Yes		200/125	48	38203	48203	58203		Yes	
					200/125	48	38203	48203	58203		Yes	160
47860	57860		Yes		200/125	48	38203	48203	58203		Yes	
47886	57886		Yes									
47860	57860		Yes		200/125	48	38203	48203	58203		Yes	
47294	57294	67294										
47294	57294	67294										
					200/125	48	37806	47806	57806		Yes	140
8002		27294			140/80	44	37294	47294	57294	67294		
8002		27294		150*	140/80	44	37294	47294	57294	67294		150
					200/125	48		47864	57864		Yes	
					200/125	48	37806	47806	57806		Yes	
					200/125	48		47864	57864		Yes	
47803	57803		Yes									

150* Optional, harness adapter not needed if using this alternator as a "one wire"

[Back to Contents](#)

† Back bracket will not mount to upgrade

This application will require some bracket modification



Alternator Applications



	Engine Size	Engine Details	OE Amps	PM Amps	Chrome	Polished	Page	Amps	Page	Chrome
Corvette Contd										
1986 - 1989	All	STD	105/70	105/70	17803		36	140/80	36	37803
1984 - 1985	All	STD	108/70	120/90	17290-114		49			
1980 - 1982	All	STD	63/30	70/40	17127	27127	44	100/70	44	17294
		HD	OPT	108/70	120/90	17290	49			
1969 - 1979	All	STD	63/30	70/40	17127	27127	44	100/70	44	17294
1963 - 1968	All	STD	61/30	65/30	17102		44	100/70	44	17294
El Camino / GMC CabAllero										
1986 - 1988	All	STD	94/70	100/70	17294	27294	44	140/80	44	37294
1983 - 1985	All	STD	94/70	100/70	17294	27294	44	140/80	44	37294
		HD	OPT	108/70	120/90	17290	49			
1980 - 1982	All	STD	63/30	70/40	17127	27127	44	100/70	44	17294
		HD	OPT	108/70	120/90	17290	49			
1972 - 1979	All	STD	63/30	70/40	17127	27127	44	100/70	44	17294
1963 - 1971	All	STD	61/30	65/30	17102		44	100/70	44	17294
Impala SS										
1994 - 1996	5.7L	STD	140/85	140/90	18112	28112	48			
Impala, Early Models										
1973 - 1979	All	STD	63/30	70/40	17127	27127	44	100/70	44	17294
1963 - 1972	All	STD	61/30	65/30	17102		44	100/70	44	17294
Lumina										
2000 - 2001	3.1L	STD	102/80					150/90	40	
1999	3.1L(OPT), 3.8L(STD)		105/80	105/90	18272	28272	40	150/90	40	38272
1998	3.8L	STD	105/80	105/90	18272	28272	40	150/90	40	38272
1994	3.1L(189)	STD	105/70	105/70	17910		36	140/80	36	37910
1990 - 1993	2.5L(151), 3.4L(207)	STD	105/70	105/70	17860	27860	36	140/80	36	37860
	3.1L(189)	STD	105/70	105/70	17910		36	140/80	36	37910
Malibu										
1997 - 2001	3.1L	STD	105/80	105/90	18229	28229	40	150/90	40	38229
1998	2.4L	STD	105/80	105/90	18229	28229	40	150/90	40	38229
Malibu, Early Models, See Chevelle										
Monte Carlo										
2000 - 2001	3.4L 3.8L	STD	102/80					150/90	40	
1998	3.8L(231)	STD	105/80	105/90	18272	28272	40	150/90	40	38272
1985 - 1988	All	STD	94/70	100/70	17294	27294	44	140/80	44	37294
1983 - 1984	All	STD	94/70	100/70	17294	27294	44	140/80	44	37294
		OPT	108/70	120/90	17290		49			
1980 - 1982	All	STD	63/30	70/40	17127	27127	44	100/70	44	17294
		OPT	108/70	120/90	17290		49			

150* Optional, harness adapter not needed if using this alternator as a "one wire"

[Back to Contents](#)

Natural	Black	Polished	XS Volt Avail.	Adap. Req.	Amps	Page	Chrome	Natural	Black	Polished	XS Volt Avail.	Adap. Req.
47803	57803		Yes									
					200/125	48	37806	47806	57806		Yes	140
8002		27294			140/80	44	37294	47294	57294	67294		
					200/125	48	37806	47806	57806		Yes	140
8002		27294			140/80	44	37294	47294	57294	67294		
8002		27294		150*	140/80	44	37294	47294	57294	67294		150*
47294	57294	67294										
47294	57294	67294										
					200/125	48	37806	47806	57806		Yes	140
8002		27294			140/80	44	37294	47294	57294	67294		
					200/125	48	37806	47806	57806		Yes	140
8002		27294			140/80	44	37294	47294	57294	67294		
8002		27294		150*	140/80	44	37294	47294	57294	67294		150*
					200/125	48	38112	48112	58112	68112	Yes	
8002		27294			140/80	44	37294	47294	57294	67294		
8002		27294		150*	140/80	44	37294	47294	57294	67294		150*
48234	58234											
48272	58272	68272										
48272	58272	68272										
47910	57910		Yes		200/125	48	38203	48203	58203		Yes	
47860	57860		Yes		200/125	48	38203	48203	58203		Yes	
47910	57910		Yes		200/125	48	38203	48203	58203		Yes	
48229	58229											
48229	58229											
48234	58234											
48272	58272	68272										
47294	57294	67294										
47294	57294	67294										
					200/125	48	37806	47806	57806		Yes	140
8002		27294			140/80	44	37294	47294	57294	67294		
					200/125	48	37806	47806	57806		Yes	140

† Back bracket will not mount to upgrade

This application will require some bracket modification



Alternator Applications



	Engine Size	Engine Details	OE Amps	PM Amps	Chrome	Polished	Page	Amps	Page	Chrome
Monte Carlo Contd										
1973 - 1979	All	STD	63/30	70/40	17127	27127	44	100/70	44	17294
1970 - 1972	All	STD	61/30	65/30	17102		44	100/70	44	17294
Nova / SS Nova, See Chevelle										
Chrysler										
All Models										
1985 - 1999	*All exc. Mitsubishi		90/45					170/110	35	
1974 - 1984	All Dbl Pulley Dbl Fld		60/40	75/50	17509		50	140/80	36	8-37529
	All Sgl Pulley Dbl Fld		60/40	75/50	17519		50	140/80	36	8-37529
1961 - 1973	All Dbl Pulley Sgl Fld		60/40	75/50	17509		50	140/80	36	8-37529
	All Sgl Pulley Sgl Fld		60/40	75/50	17519		50	140/80	36	8-37529
One wire Mopar add a (1) to the end of part #, ie. 175091										
Dodge (see Chrysler)										
Dodge Viper										
1992 - 1996	All 8.0L	STD	120/85					170/110	35	
Ford										
Crown Victoria / LTD										
1999 - 2003	4.6L	STD	130/85							
1998	4.6L	STD	135/90							
1995 - 1997	4.6L	STD	130/85							
1992 - 1994	4.6L	STD	95/70					130/90	42	
1986 - 1991	5.0L,5.8L	STD	70/50	80/60	17735		39	140/80	45	8-37140
		OPT	70/45							
1980 - 1985	5.0L,5.8L	STD	60/30	65/40	17078		39	140/80	45	8-37140
		OPT	70/45							
Crown Victoria Police Interceptor										
1999 - 2004	4.6L	STD	135/90							
2003 - 2004	Natural Gas	STD	135/90							
1999 - 2002	Natural Gas		130/85							
1996 - 1998	4.6L	STD	130/85							
1996 - 1998	Natural Gas		130/85							
1992	4.6L	STD	130/85							
1983 - 1991	5.0L,5.8L	STD	70/45							
Fairlane / Falcon										
1963 - 1970	All	STD	60/30	65/40	17078		39	100/70	45	8-37101

150* Optional, harness adapter not needed if using this alternator as a "one wire"

[Back to Contents](#)

Alternator Applications

Natural	Black	Polished	XS Volt Avail.	Adap. Req.	Amps	Page	Chrome	Natural	Black	Polished	XS Volt Avail.	Adap. Req.
8002		27294			140/80	44	37294	47294	57294	67294		
8002		27294		150*	140/80	44	37294	47294	57294	67294		150*
43311	53311	63311										
8-47529	8-57529		Yes		200/125	48		8-47539			Yes	
8-47529	8-57529		Yes		200/125	48		8-47539			Yes	
8-47529	8-57529		Yes		200/125	48		8-47539			Yes	
8-47529	8-57529		Yes		200/125	48		8-47539			Yes	
42280-4												
					200/125	46	37781	47781	57781			
					200/125	47	37795	47795	57795	67795		
					200/125	42	37764	47764	57764			
47753	57753				200/125	42	37764	47764	57764			
8-47140	8-57140	8-67140			200/125	42	37759	47759	57759			
					200/125	49		47704	57704			
8-47140	8-57140	8-67140			200/125	42	37759	47759	57759			
					200/125	49		47704	57704			
					200/125	47	37795	47795	57795	67795		
					200/125	47	37795	47795	57795	67795		
					200/125	46	37781	47781	57781			
					200/125	42	37764	47764	57764			
					200/125	46	37781	47781	57781			
					200/125	42	37764	47764	57764			
					200/125	49		47704	57704			
8-47101	8-57101	8-67101			140/80	45	8-37141	8-47141	8-57141	8-67141		

† Back bracket will not mount to upgrade

This application will require some bracket modification

CARS

CARS



Alternator Applications



	Engine Size	Engine Details	OE Amps	PM Amps	Chrome	Polished	Page	Amps	Page	Chrome
Focus										
2000 - 2004	2.0L Zetec DOHC		110/75					150/90	47	
Mustang										
1999 - 2004	4.6Lw/SOHC exc Bullit GT		105/70	110/80	18252	28252	47	150/90	47	38252
1996 - 2003	4.6L w/DOHC or Bullit GT		130/85							
1994 - 2000	3.8L	STD	130/85	130/90	17771		42			
1996 - 1998	4.6L w/SOHC	STD	105/85							
1994 - 1995	3.8L,5.0L	STD	130/85	130/90	17771		42			
1987 - 1993	All	STD	70/50	80/60	17735		39	140/80	45	8-37140
1987 - 1993	All 3G One Wire							130/90	42	177711
1986	2.3L(140)	STD	60/30	65/40	17078		39	140/80	45	8-37141
	3.8L(232)	STD	60/30	65/40	17078		39	140/80	45	8-37141
	5.0L(302)	STD	70/50	80/60	17735		39	140/80	45	8-37140
1982 - 1985	5.0L(302)	STD	60/30					140/80	45	8-37140
1965 - 1981	All	STD	60/30	65/40	17078		39	140/80	45	8-37141
		OPT	70/45							
Thunderbird										
1996 - 1997	3.8L	STD	130/85	130/90	17771		42			
	4.6L	STD	130/85							
1994 - 1995	3.8L	STD	130/85	130/90	17771		42			
	w/SC	STD	130/85	130/90	17771		42			
	4.6L	STD	130/85							
1989 - 1993	3.8L exc. SC		70/50	80/60	17735		39	140/80	45	8-37140
1986 - 1988	5.0L	STD	70/50	80/60	17735		39	140/80	45	8-37140
1988	3.8L, 5.0L	STD	70/50	80/60	17735		39	140/80	45	8-37140
1987	2.3L, 5.0L	STD	70/50	80/60	17735		39	140/80	45	8-37140
1983 - 1986	2.3L	STD	60/30	65/40	17078		39	140/80	45	8-37141
1983 - 1986	3.8L	STD	60/30							
1986	5.0L	STD	70/50	80/60	17735		39	140/80	45	8-37140
1983 - 1985	5.0L	STD	60/30	65/40	17078		39	140/80	45	8-37140
1965 - 1982	All exc. 3.8L		60/30	65/40	17078		39	140/80	45	8-37140
	HD	OPT	70/45							
Torino										
1968 - 1976	All	STD	60/30	65/40	17078		39	100/70	45	8-37101
Honda										
Accord										
1998 - 2002	3.0L	STD	105/70					150/90	40	993001

150* Optional, harness adapter not needed if using this alternator as a "one wire"

[Back to Contents](#)

Alternator Applications

Natural	Black	Polished	XS Volt Avail.	Adap. Req.	Amps	Page	Chrome	Natural	Black	Polished	XS Volt Avail.	Adap. Req.
48260	58260											
48252	58252				200/125	47	37795	47795	57795	67795		
					200/125	46	37781	47781	57781			
					200/125	42	37771	47771	57771			
					200/125	42	37764	47764	57764			
					200/125	42	37771	47771	57771			
8-47140	8-57140	8-67140			200/125	42	37759	47759	57759			
77711		277711			200/125	42	377711	477711	577711			
8-47141	8-57141	8-67141			200/125	42	37759	47759	57759			
8-47141	8-57141	8-67141			200/125	42	37759	47759	57759			
8-47140	8-57140	8-67140			200/125	42	37759	47759	57759			
8-47140	8-57140	8-67140			200/125	42	37759	47759	57759			
8-47141	8-57141	8-67141			200/125	42	37759	47759	57759			
					200/125	49		47704	57704			
					200/125	42	37771	47771	57771			
					200/125	42	37764	47764	57764			
					200/125	42	37771	47771	57771			
					200/125	42	37771	47771	57771			
					200/125	42	37764	47764	57764			
8-47140	8-57140	8-67140			200/125	42	37759	47759	57759			
8-47140	8-57140	8-67140			200/125	42	37759	47759	57759			
8-47140	8-57140	8-67140			200/125	42	37759	47759	57759			
8-47140	8-57140	8-67140			200/125	42	37759	47759	57759			
8-47141	8-57141	8-67141			200/125	42	37759	47759	57759			
8-47140	8-57140	8-67140			200/125	42	37759	47759	57759			
8-47140	8-57140	8-67140			200/125	42	37759	47759	57759			
8-47140	8-57140	8-67140			200/125	42	37759	47759	57759			
					200/125	49		47704	57704			
8-47101	8-57101	8-67101			140/80	45	8-37141	8-47141	8-57141	8-67141		
994001	995001											

† Back bracket will not mount to upgrade

This application will require some bracket modification

CARS

CARS



Alternator Applications



	Engine Size	Engine Details	OE Amps	PM Amps	Chrome	Polished	Page	Amps	Page	Chrome
Accord Contd										
1990 - 1997	2.2L	STD	80/40					170/110	35	
1984 - 1989	DX, LX	STD	65/37					170/110	35	
	LXi, SEi	STD	65/37					170/110	35	
Civic										
1990 - 1991	CRX Si	STD	55/30					170/110	35	
1984 - 1987	1500cc, 1300cc	STD	55/30					170/110	35	
	1500HF	STD						170/110	35	
	1500SI		55/30					170/110	35	
Civic Del Sol										
1993 - 1997	V-Tec	STD	80/40					170/110	35	
Prelude										
1992 - 1996	All	STD	80/40					170/110	35	
1988 - 1991	2.0 3-Term	STD	70/35					170/110	35	
	2.0 4-Term	STD	70/35					170/110	35	
Lincoln										
Continental										
1995 - 2002	4.6L	STD	130/85							
1991 - 1994	3.8L	STD	130/85							
1985 - 1990	5.0, 3.8L	STD	100/50							
1965 - 1984	All exc. 3.8L	STD	60/30	65/40	17078		39	140/80	45	8-37140
		OPT	70/45							
1965 - 1979	All	STD	60/30	65/40	17078		39	140/80	45	8-37141
Mark VII										
1985 - 1992	All	STD	100/50							
1984	5.0L	STD	60/30	65/40	17078		39	140/80	45	8-37140
		OPT	100/50							
Mark VIII										
1996 - 1998	4.6L	STD	130/85							
Town Car										
1999 - 2002	Exc Limo	STD	130/90							
1999 - 2004	Limo	STD	135/95							
1998	All	STD	135/95							
1991 - 1997	All		130/80							
1986 - 1990	All exc. below	STD	70/50	80/60	17735		39	140/80	45	8-37140
1990	Opt 85 Amp		85/50					130/90	42	
1983 - 1989	Opt 100 Amp Lg Case		100/70							
1981 - 1985	All	STD	60/30	65/40	17078		39	140/80	45	8-37140

150* Optional, harness adapter not needed if using this alternator as a "one wire"

[Back to Contents](#)

Natural	Black	Polished	XS Volt Avail.	Adap. Req.	Amps	Page	Chrome	Natural	Black	Polished	XS Volt Avail.	Adap. Req.
41294#			Yes									
41280#			Yes									
41290#			Yes									
42294#			Yes									
42282#			Yes									
42284#	52284#		Yes									
42292#	52292#		Yes									
41294#			Yes									
41294#			Yes									
41280#			Yes									
41290#			Yes									
					200/125	46	37781	47781	57781			
					200/125	42		47761	57761			
					200/125	49		47704	57704			
8-47140	8-57140	8-67140			200/125	42	37759	47759	57759			
					200/125	49		47704	57704			
8-47141	8-57141	8-67141			200/125	42	37759	47759	57759			
					200/125	49		47704	57704			
8-47140	8-57140	8-67140			200/125	42	37759	47759	57759			
					200/125	49		47704	57704			
					200/125	46	37781	47781	57781			
					200/125	46	37781	47781	57781			
					200/125	47	37795	47795	57795	67795		
					200/125	47	37795	47795	57795	67795		
					200/125	42	37764	47764	57764			
8-47140	8-57140	8-67140			200/125	42	37759	47759	57759			
47758	57758				200/125	42		47760	57760			
					200/125	49		47704	57704			
8-47140	8-57140	8-67140			200/125	42	37759	47759	57759			

† Back bracket will not mount to upgrade

This application will require some bracket modification

CARS

CARS



Alternator Applications



	Engine Size	Engine Details	OE Amps	PM Amps	Chrome	Polished	Page	Amps	Page	Chrome
Mercury										
Cougar										
1999 - 2002	2.0L	STD	105/80					150/90	47	
2001 - 2002	2.5L	STD	105/80					150/90	47	
1999 - 2000	2.5L	STD	130/85							
1994 - 1997	3.8L	STD	130/85	130/90	17771		42			
	4.6L	STD	130/85							
1989 - 1993	3.8L w/o SC	STD	70/50	80/60	17735		39	140/80	45	8-37140
1988	All	STD	70/50	80/60	17735		39	140/80	45	8-37140
1987	All exc. 3.8L	STD	60/30	80/60	17735		39	140/80	45	8-37140
1986	2.3L	STD	60/30	65/40	17078		39	140/80	45	8-37141
	5.0L	STD	70/50	80/60	17735		39	140/80	45	8-37140
1967 - 1985	All exc. 3.8L	STD	60/30	65/40	17078		39	140/80	45	8-37141
		OPT	70/45							
Grand Marquis / Marauder										
2003 - 2004	4.6L (Police opt only)	OPT	135/95							
1999 - 2002	4.6L	STD	130/85							
1998	4.6L	STD	135/95							
1992 - 1997	4.6L	STD	130/85							
1986 - 1991	5.0L	STD	70/50	80/60	17735		39	140/80	45	8-37140
1983 - 1985	5.0L	STD	60/30	65/40	17078		39	140/80	45	8-37140
Mystique										
1998 - 2000	2.0L	STD	105/70					150/90	47	
1995 - 2000	2.5L	STD	130/85							
Oldsmobile										
Achieva										
1996 - 1998	2.4L	STD	105/80	105/90	18229	28229	40	150/90	40	38229
Alero										
1999 - 2003	3.4L	STD	105/70					150/90	40	
Cutlass Calais										
1986 - 1991	2.3L Quad Four		105/70	105/70	17860	27860	36	140/80	36	37860
	2.5L(151)	STD	105/70	105/70	17801	27801	36	140/80	36	37801
	2.8L(173)	STD	105/70	105/70	17910		36	140/80	36	37910
	3.0L(181)	STD	105/70	105/70	17802	27802	36	140/80	36	37802
	3.3L(204)	STD	105/70	105/70	17801	27801	36	140/80	36	37801
1985	All	STD	94/70	100/70	17294	27294	44	140/80	44	37294
Cutlass Ciera										
1993 - 1996	2.2L(134)	STD	105/70	105/70	17861	27861	36	140/80	36	37861
	3.3L(204)	STD	105/70	105/70	18137		36	140/80	36	38137
1987 - 1992	2.5L(151)	STD	105/70	105/70	17860	27860	36	140/80	36	37860

150* Optional, harness adapter not needed if using this alternator as a "one wire"

[Back to Contents](#)

Alternator Applications

Natural	Black	Polished	XS Volt Avail.	Adap. Req.	Amps	Page	Chrome	Natural	Black	Polished	XS Volt Avail.	Adap. Req.
48250	58250											
48254	58254											
					200/125	42		47775	57775			
					200/125	42	37771	47771	57771			
					200/125	42	37764	47764	57764			
8-47140	8-57140	8-67140			200/125	42	37759	47759	57759			
8-47140	8-57140	8-67140			200/125	42	37759	47759	57759			
8-47140	8-57140	8-67140			200/125	42	37759	47759	57759			
8-47141	8-57141	8-67141			200/125	42	37759	47759	57759			
8-47140	8-57140	8-67140			200/125	42	37759	47759	57759			
8-47141	8-57141	8-67141			200/125	42	37759	47759	57759			
					200/125	49		47704	57704			
					200/125	47	37795	47795	57795	67795		
					200/125	46	37781	47781	57781			
					200/125	47	37795	47795	57795	67795		
					200/125	42	37764	47764	57764			
8-47140	8-57140	8-67140			200/125	42	37759	47759	57759			
8-47140	8-57140	8-67140			200/125	42	37759	47759	57759			
48250	58250				200/125	42		47775	57775			
48229	58229											
48230	58230											
47860	57860		Yes									
47801	57801	67801	Yes									
47910	57910		Yes		200/125	48	38203	48203	58203		Yes	
47802	57802	67802	Yes									
47801	57801	67801	Yes									
47294	57294	67294										
47861	57861	67861	Yes		200/125	48	38203	48203	58203		Yes	
48137	58137		Yes									
47860	57860		Yes		200/125	48	38203	48203	58203		Yes	

† Back bracket will not mount to upgrade

This application will require some bracket modification

CARS

CARS



Alternator Applications



	Engine Size	Engine Details	OE Amps	PM Amps	Chrome	Polished	Page	Amps	Page	Chrome
Cutlass Ciera Contd										
	2.8L(173)	STD	105/70	105/70	17860	27860	36	140/80	36	37860
	3.3L(204)	STD	105/70	105/70	17801	27801	36	140/80	36	37801
	3.8L(231)	STD	105/70	105/70	17803		36	140/80	36	37803
1985	2.5L,2.8L	STD	94/70	100/70	17294	27294	44	140/80	44	37294
	3.8L wo/AC	STD	105/70	105/70	17803		36	140/80	36	37803
	w/AC	STD	140/85	140/90	17805		48			
1983 - 1985	All	STD	94/70	100/70	17294	27294	44	140/80	44	37294
	HD	OPT	108/70	120/90	17290		49			
1982	All exc 3.0L	STD	63/30	70/40	17127	27127	44	100/70	44	17294
	3.0L	OPT	108/70	120/90	17290		49			

	Engine Size	Engine Details	OE Amps	PM Amps	Chrome	Polished	Page	Amps	Page	Chrome
Cutlass, Cutlass Supreme										
1998 - 1999	3.4L	STD	105/70					150/90	40	
1997	3.1L (Cutlass Only)	STD	105/80	105/90	18229	28229	40	150/90	40	38229
1988 - 1993	2.3L,3.4L	STD	105/70	105/70	17860	27860	36	140/80	36	37860
	2.8L,3.1L	STD	105/70	105/70	17910		36	140/80	36	37910
	5.0L (307)	STD	94/70	100/70	17294	27294	44	140/80	44	37294
1983 - 1987	All (Exc w/AC)	STD	94/70	100/70	17294	27294	44	140/80	44	37294
	w/AC	STD	108/70	120/90	17290		49			
1972 - 1982	All (Exc w/AC)	STD	63/30	70/40	17127	27127	44	100/70	44	17294
	w/AC	STD	80/45	120/90	17290		49			
1963 - 1971	All	STD	61/30	65/30	17102		44	100/70	44	17294

Plymouth (see Chrysler)

Pontiac

Bonneville

1995	3.8L(231) w/SC	STD	105/80							
1994	All	STD	140/85							
1991 - 1993	3.8L	STD	105/70	105/70	17914		36	140/80	36	37914
1988 - 1990	3.8L	STD	105/70	105/70	17914		36	140/80	36	37914
1987	3.8L	STD	140/85	140/90	17864		48			
1985 - 1986	3.8L wo/AC, 5.0L	STD	94/70	100/70	17294	27294	44	140/80	44	37294
	3.8L w/AC	STD	108/70	120/90	17290		49			
1983 - 1984	All	STD	94/70	100/70	17294	27294	44	140/80	44	37294
	HD	OPT	108/70	120/90	17290		49			
1980 - 1982	All	STD	63/30	70/40	17127	27127	44	100/70	44	17294
	HD	OPT	108/70	120/90	17290		49			
1971 - 1979	All	STD	63/30	70/40	17127	27127	44	100/70	44	17294
	HD	OPT	80/45							
1962 - 1970	All	STD	61/30	65/30	17102		44	100/70	44	17294

150* Optional, harness adapter not needed if using this alternator as a "one wire"

[Back to Contents](#)

Alternator Applications

	Natural	Black	Polished	XS Volt Avail.	Adap. Req.	Amps	Page	Chrome	Natural	Black	Polished	XS Volt Avail.	Adap. Req.
47860		57860		Yes		200/125	48	38203	48203	58203		Yes	
47801		57801	67801	Yes									
47803		57803		Yes									
47294		57294	67294										
47803		57803		Yes									
						200/125	48	37805	47805	57805		Yes	
47294		57294	67294										
						200/125	48	37806	47806	57806		Yes	140
8002			27294			140/80	44	37294	47294	57294	67294		
						200/125	48	37806	47806	57806		Yes	140

48230		58230											
48229		58229											
47860		57860		Yes		200/125	48	38203	48203	58203		Yes	
47910		57910		Yes		200/125	48	38203	48203	58203		Yes	
47294		57294	67294										
47294		57294	67294										
						200/125	48	37806	47806	57806		Yes	140
8002			27294			140/80	44	37294	47294	57294	67294		
						200/125	48	37806	47806	57806		Yes	140
8002			27294		150*	140/80	44	37294	47294	57294	67294		150*

						200/125	48	37805	47805	57805		Yes	
						200/125	48	37805	47805	57805		Yes	
47914		57914		Yes		200/125	48	37805	47805	57805		Yes	
47914		57914		Yes		200/125	48	37805	47805	57805		Yes	
						200/125	48		47864	57864		Yes	
47294		57294	67294										
						200/125	48	37806	47806	57806		Yes	140
47294		57294	67294										
						200/125	48	37806	47806	57806		Yes	140
8002			27294			140/80	44	37294	47294	57294	67294		
						200/125	48	37806	47806	57806		Yes	140
8002			27294			140/80	44	37294	47294	57294	67294		
						200/125	48	37806	47806	57806		Yes	140
8002			27294		150*	140/80	44	37294	47294	57294	67294		150*

† Back bracket will not mount to upgrade

This application will require some bracket modification



Alternator Applications



	Engine Size	Engine Details	OE Amps	PM Amps	Chrome	Polished	Page	Amps	Page	Chrome
Fiero										
1988	2.5L	STD	105/70	105/70	17860	27860	36	140/80	36	37860
	2.8L	STD	105/70	105/70	17802	27802	36	140/80	36	37802
1987	2.5L	STD	105/70	105/70	17860	27860	36	140/80	36	37860
	2.8L	STD	94/70	100/70	17294	27294	44	140/80	44	37294
1984 - 1986	All	STD	94/70	100/70	17294	27294	44	140/80	44	37294

Firebird / Trans Am										
1998 - 2002	5.7L	STD	105/85							
1995 - 2002	3.8L	STD	105/80	105/90	18272	28272	40	150/90	40	38272
1993 - 1995	3.4L (207)	STD	105/70	105/70	18114		36	140/80	36	38114
1993 - 1997	5.7L(350)	STD	140/85	140/90	17864		48			
1988 - 1992	2.8L, 3.1L	STD	105/70	105/70	17860	27860	36	140/80	36	37860
	3.8L TURBO	STD	140/85	140/90	17864		48			
	5.0L, 5.7L	STD	105/70	105/70	17861	27861	36	140/80	36	37861
1987	2.8L	STD	105/70	105/70	17860	27860	36	140/80	36	37860
	5.0L, 5.7L	STD	105/70	105/70	17802	27802	36	140/80	36	37802
1986	2.5L	STD	105/70	105/70	17802	27802	36	140/80	36	37802
	2.8L	STD	94/70	100/70	17294	27294	44	140/80	44	37294
	2.8Lw/AC, 5.0L(305F)	STD	108/70	120/90	17290		49			
	5.0L(305G,H)	STD	94/70	100/70	17294	27294	44	140/80	44	37294
1983 - 1985	All exc. below	STD	94/70	100/70	17294	27294	44	140/80	44	37294
	2.8Lw/AC, 5.0L(305F,S)	STD	108/70	120/90	17290		49			
1970 - 1982	All	STD	63/30	70/40	17127	27127	44	100/70	44	17294
	HD	OPT	80/45							
1967 - 1969	All	STD	61/30	65/30	17102		44	100/70	44	17294

Grand Am										
1998 - 2003	3.4L	STD	105/70					150/90	40	
1996 - 1998	2.4L	STD	105/80	105/90	18229	28229	40	150/90	40	38229
1992 - 1995	3.1L	STD	105/70					140/80	36	38171
	2.3L	STD	105/70	105/70	17860	27860	36	140/80	36	37860
	3.3L	STD	105/70	105/70	18137		36	140/80	36	38137
1986 - 1991	2.3L	STD	105/70	105/70	17860	27860	36	140/80	36	37860
	2.5L,2.0L TURBO	STD	105/70	105/70	17801	27801	36	140/80	36	37801
	3.0L	STD	105/70	105/70	17802	27802	36	140/80	36	37802
1980 - 1985	All	STD	94/70	100/70	17294	27294	44	140/80	44	37294
	HD	OPT	108/70	120/90	17290		49			
1973 - 1979	All	STD	63/30	70/40	17127	27127	44	100/70	44	17294
	HD	OPT	80/45							

150* Optional, harness adapter not needed if using this alternator as a "one wire"

[Back to Contents](#)

Natural	Black	Polished	XS Volt Avail.	Adap. Req.	Amps	Page	Chrome	Natural	Black	Polished	XS Volt Avail.	Adap. Req.
47860	57860		Yes		200/125	48	38203	48203	58203		Yes	
47802	57802	67802	Yes									
47860	57860		Yes		200/125	48	38203	48203	58203		Yes	
47294	57294	67294										
47294	57294	67294										

					200/125	48	38203 †	48203 †	58203 †		Yes	160
48272	58272	68272										
48114	58114		Yes									
					200/125	48		47864	57864		Yes	
47860	57860		Yes		200/125	48	38203	48203	58203		Yes	
					200/125	48		47864	57864		Yes	
47861	57861	67861	Yes		200/125	48	38203	48203	58203		Yes	
47860	57860		Yes		200/125	48	38203	48203	58203		Yes	
47802	57802	67802	Yes									
47802	57802	67802	Yes									
47294	57294	67294										
					200/125	48	37806	47806	57806		Yes	140
47294	57294	67294										
47294	57294	67294										
					200/125	48	37806	47806	57806		Yes	140
8002		27294			140/80	44	37294	47294	57294	67294		
8002		27294			140/80	44	37294	47294	57294	67294		150*

48230	58230											
48229	58229											
48171	58171		Yes									
47860	57860		Yes									
48137	58137		Yes									
47860	57860		Yes									
47801	57801	67801	Yes									
47802	57802	67802	Yes									
47294	57294	67294										
					200/125	48	37806	47806	57806		Yes	140
8002		27294			140/80	44	37294	47294	57294	67294		

† Back bracket will not mount to upgrade

This application will require some bracket modification



Alternator Applications



	Engine Size	Engine Details	OE Amps	PM Amps	Chrome	Polished	Page	Amps	Page	Chrome
Grand Prix										
1999 - 2003	All	STD	105/85					150/90	40	
1997 - 1998	3.8L	STD	105/80	105/90	18272	28272	40	150/90	40	38272
1992 - 1993	All	STD	105/70	105/70	17910		36	140/80	36	37910
1988 - 1991	2.3L, 3.4L	STD	105/70	105/70	17860	27860	36	140/80	36	37860
	2.8L, 3.1L	STD	105/70	105/70	17910		36	140/80	36	37910
1983 - 1987	All	STD	94/70	100/70	17294	27294	44	140/80	44	37294
	HD	OPT	108/70	120/90	17290		49			
1980 - 1982	All	STD	63/30	70/40	17127	27127	44	100/70	44	17294
	HD	OPT	108/70	120/90	17290		49			
1971 - 1979	All	STD	63/30	70/40	17127	27127	44	100/70	44	17294
1962 - 1970	All	STD	61/30	65/30	17102		44	100/70	44	17294
GTO/Lemans										
1987 - 1993	2.0L	STD	105/70	105/70	17801	27801	36	140/80	36	37801
GTO										
1965 - 1971	All	STD	61/30	65/30	17102		44	100/70	44	17294
Sunbird										
1991 - 1994	2.0L	STD	105/70	105/70	17801	27801	36	140/80	36	37801
	3.1L	STD	105/70	105/70	17860	27860	36	140/80	36	37860
1987 - 1990	All	STD	105/70	105/70	17801	27801	36	140/80	36	37801
1985 - 1986	All	STD	94/70	100/70	17294	27294	44	140/80	44	37294
1976 - 1980	All	STD	63/30	70/40	17127	27127	44	100/70	44	17294
Sunfire										
1996 - 2002	2.2L	STD	105/80	105/90	18208	28208	40	150/90	40	38208
1996 - 2002	2.4L	STD	105/80	105/90	18229	28229	40	150/90	40	38229
1995	2.2L	STD	105/70	105/70	17861	27861	36	140/80	36	37861
	2.3L	STD	105/70							
Saturn SC, SL, SW Series										
1991 - 1997.5		STD	105/70	105/70	18107		36	140/80	36	38107
Toyota										
Camry										
1993 - 2001	2.2L	STD	80/40					170/110	35	
1992	2.2L	STD	80/40					170/110	35	
1988 - 1991	2.0L	STD	70/35					170/110	35	
1984 - 1987	All (Gas Only)	STD	70/35					170/110	35	
Celica										
1994 - 1999	GT 2.5	STD	70/35					170/110	35	
1990 - 1993	All exc. 1.6	STD	70/35					170/110	35	
1990 - 1993	1.6	STD	70/35					170/110	35	
1986 - 1989	GTS	STD	70/35					170/110	35	
Supra										
1986 - 1993	All	STD	70/35					170/110	35	

150* Optional, harness adapter not needed if using this alternator as a "one wire"

[Back to Contents](#)

Natural	Black	Polished	XS Volt Avail.	Adap. Req.	Amps	Page	Chrome	Natural	Black	Polished	XS Volt Avail.	Adap. Req.
48243	58243											
48272	58272	68272										
47910	57910		Yes		200/125	48	38203	48203	58203		Yes	
47860	57860		Yes									
47910	57910		Yes		200/125	48	38203	48203	58203		Yes	
47294	57294	67294										
					200/125	48	37806	47806	57806		Yes	140
8002		27294			140/80	44	37294	47294	57294	67294		
					200/125	48	37806	47806	57806		Yes	140
8002		27294			140/80	44	37294	47294	57294	67294		
8002		27294		150*	140/80	44	37294	47294	57294	67294		150*
<hr/>												
47801	57801		Yes									
<hr/>												
8002		27294		150*	140/80	44	37294	47294	57294	67294		150*
<hr/>												
47801	57801	67801	Yes									
47860	57860		Yes		200/125	48	38203	48203	58203		Yes	
47801	57801	67801	Yes									
47294	57294	67294										
8002		27294			140/80	44	37294	47294	57294	67294		
<hr/>												
48208	58208	68208										
48229	58229											
47861	57861	67861	Yes		200/125	48	38203	48203	58203		Yes	160
					200/125	48	38203	48203	58203		Yes	160
<hr/>												
48107	58107		Yes									
<hr/>												
42280#	52280#		Yes	164								
42280#	52280#		Yes									
42280#	52280#		Yes									
42280#	52280#		Yes									
<hr/>												
42280#	52280#		Yes									
42280#	52280#		Yes									
41280#			Yes									
42280#	52280#		Yes									
<hr/>												
42280#	52280#		Yes									

† Back bracket will not mount to upgrade

This application will require some bracket modification



Alternator Applications



TRUCKS

	Engine Size	Engine Details	OE Amps	PM Amps	Chrome	Polished	Page	Amps	Page	Chrome
AM General Hummer										
2003 - 2004	6.0L	STD	130/95	130/95	18237	28237	49	200/125	49	38237
Buick Ranier										
2004	5.3L	STD	130/95	130/95	18237	28237	49	200/125	49	38237
Cadillac Escalade										
2001 - 2004		STD	130/95	130/95	18237	28237	49	200/125	49	38237
1999 - 2000	Internal Fan		105/80	105/90	18206	28206	40	150/90	40	38206
1999 - 2000	External Fan		140/85							
Chevrolet										
Astro & Safari Mini Van										
2001 - 2004	4.3L(262)	STD	105/70	130/95	18237	28237	49	200/125	49	38237
2000	4.3L(262)	STD	105/80	105/90	18231	28231	40	150/90	40	38231
1996 - 1999	4.3L(262)	STD	105/80	105/90	18206	28206	40	150/90	40	38206
1994 - 1995	4.3L(262)	STD	105/80	105/90	18233	28233	40	150/90	40	38233
1987 - 1993	2.5L(151)	STD	105/70	105/70	17860	27860	36	140/80	36	37860
	4.3L(262)	STD	105/70	105/70	17861	27861	36	140/80	36	37861
1986	All	STD	105/70	105/70	17802	27802	36	140/80	36	37802
1985	All	STD	94/70	100/70	17294	27294	44	140/80	44	37294
Avalanche										
	All	STD	105/70	130/90	18237	28237	49	200/125	49	38237
Blazer, C, K, Silverado										
2000 - 2004	All	STD	105/70	130/95	18237	28237	49	200/125	49	38237
1996 - 1999	All exc below		105/80	105/90	18206	28206	40	150/90	40	38206
Blazer Only										
1998 - 1999	4.3L	STD	105/80	105/90	18231	28231	40	150/90	40	38231
1994 - 1995	All exc. 6.5L	STD	105/70	105/70	17861	27861	36	140/80	36	37861
		OPT	140/85	140/90	17864		48			
	6.5L(Diesel)	STD	105/70	105/70	17861	27861	36	140/80	36	37861
1991 - 1993	4.3L,5.0L,5.7L	STD	105/70	105/70	17861	27861	36	140/80	36	37861
		OPT	140/85	140/90	17864		48			
	6.2L,6.5(Diesel)	STD	105/70	105/70	17861	27861	36	140/80	36	37861
	7.4L(454)	STD	105/70	105/70	17802	27802	36	140/80	36	37802
		OPT	140/85	140/90	17864		48			
1988 - 1990	All exc. 7.4L	All	105/70	105/70	17861	27861	36	140/80	36	37861
	7.4L	All	105/70	105/70	17802	27802	36	140/80	36	37802
1987	2.5L, 2.8L		105/70	105/70	17860	27860	36	140/80	36	37860
	5.0L,5.7L	STD	94/70	100/70	17294	27294	44	140/80	44	37294
	HD	OPT	105/70	105/70	17802	27802	36	140/80	36	37802

150* Optional, harness adapter not needed if using this alternator as a "one wire"

[Back to Contents](#)

TRUCKS

Natural	Black	Polished	XS Volt Avail.	Adap. Req.	Amps	Page	Chrome	Natural	Black	Polished	XS Volt Avail.	Adap. Req.
48237	58237	68237										
48237	58237	68237										
48237	58237	68237										
48206	58206	68206			200/125	48	38203	48203	58203		Yes	160
					200/125	48	38203	48203	58203		Yes	
48237	58237	68237										
48231	58231				200/125	48	38203	48203	58203		Yes	160
48206	58206	68206			200/125	48	38203	48203	58203		Yes	160
48233	58233				200/125	48	38203 †	48203 †	58203 †		Yes	160
47860	57860		Yes		200/125	48	38203	48203	58203		Yes	
47861	57861	67861	Yes		200/125	48	38203	48203	58203		Yes	
47802	57802	67802	Yes									
47294	57294	67294										
48237	58237	68237										
48237	58237	68237										
48206	58206	68206			200/125	48	38203	48203	58203		Yes	160
48231	58231				200/125	48	38203	48203	58203		Yes	160
47861	57861	67861	Yes		200/125	48	38203	48203	58203		Yes	
					200/125	48		47864	57864		Yes	
47861	57861	67861	Yes		200/125	48	38203	48203	58203		Yes	
47861	57861	67861	Yes		200/125	48	38203	48203	58203		Yes	
					200/125	48		47864	57864		Yes	
47861	57861	67861	Yes		200/125	48	38203	48203	58203		Yes	
47802	57802	67802	Yes									
					200/125	48		47864	57864		Yes	
47861	57861	67861	Yes		200/125	48	38203	48203	58203		Yes	
47802	57802	67802	Yes									
47860	57860		Yes		200/125	48	38203	48203	58203		Yes	
47294	57294	67294										
47802	57802	67802	Yes									

† Back bracket will not mount to upgrade

This application will require some bracket modification

TRUCKS

TRUCKS



Alternator Applications



	Engine Size	Engine Details	OE Amps	PM Amps	Chrome	Polished	Page	Amps	Page	Chrome
Blazer, C, K, Silverado Contd										
	6.2L(Diesel)	STD	94/70	100/70	17294	27294	44	140/80	44	37294
	HD	OPT	105/70	105/70	17861	27861	36	140/80	36	37861
1983 - 1986	All exc. below	STD	94/70	100/70	17294	27294	44	140/80	44	37294
	HD	OPT	108/70	120/90	17290		49			
	7.4L ['85 only]	OPT	80/45							
1972 - 1982	All exc. HD Opt	STD	63/30	70/40	17127	27127	44	100/70	44	17294
1963 - 1971	All	STD	61/30	65/30	17102		44	100/70	44	17294
G1500,G2500,G3500 Express										
2001 - 2004	All	OPT	105/70	130/95	18237	28237	49	200/125	49	38237
1996 - 2000	All w/rear AC		140/85							
1996 - 2000	All w/o rear AC		105/80	105/90	18206	28206	40	150/90	40	38206
G Series - Full Size Van										
1994 - 1996	All	STD	105/70	105/70	17861	27861	36	140/80	36	37861
1991 - 1993	All exc 6.2L	STD	105/70	105/70	17861	27861	36	140/80	36	37861
	6.2L (Diesel)	STD	105/70	105/70	17802	27802	36	140/80	36	37802
1987 - 1990	4.3,5.0,5.7L	STD	105/70	105/70	17861	27861	36	140/80	36	37861
	6.2L (Diesel)	STD	94/70	100/70	17294	27294	44	140/80	44	37294
	7.4L(454)	STD	105/70	105/70	17802	27802	36	140/80	36	37802
1985 - 1986	4.3L,5.0L, 5.7L	STD	94/70	100/70	17294	27294	44	140/80	44	37294
	5.7L HD	OPT	100/60							
	6.2L (Diesel)	STD	94/70	100/70	17294	27294	44	140/80	44	37294
	HD	OPT	108/70	120/90	17290		49			
1981 - 1984	All	STD	94/70	100/70	17294	27294	44	140/80	44	37294
	HD	OPT	108/70	120/90	17290		49			
1972 - 1980	All exc. HD Opt	STD	63/30	70/40	17127	27127	44	100/70	44	17294
1963 - 1971	All	STD	61/30	65/30	17102		44	100/70	44	17294
Lumina APV (Van)										
1996	3.4L(204)	STD	140/85							
1990 - 1995	3.1L(189)	STD	105/70	105/70	17860	27860	36	140/80	36	37860
	3.8L(231)	STD	105/70	105/70	17914		36	140/80	36	37914
		OPT	140/85	140/90	18112	28112	48			
R,V Old Body Style										
1990 - 1991	5.7L RV1,2	STD	105/70	105/70	17861	27861	36	140/80	36	37861
	7.4L RV1,2	STD	105/70	105/70	17802	27802	36	140/80	36	37802
1991	RV3	STD	105/70	105/70	17802	27802	36	140/80	36	37802
		OPT	140/85	140/90	17864		48			
1990 Only	6.2L & 7.4L RV3	STD	94/70	100/70	17294	27294	44	140/80	44	37294
1987 - 1989	All	STD	94/70	100/70	17294	27294	44	140/80	44	37294

150* Optional, harness adapter not needed if using this alternator as a "one wire"

[Back to Contents](#)

Natural	Black	Polished	XS Volt Avail.	Adap. Req.	Amps	Page	Chrome	Natural	Black	Polished	XS Volt Avail.	Adap. Req.
47294	57294	67294										
47861	57861	67861	Yes		200/125	48	38203	48203	58203		Yes	
47294	57294	67294										
					200/125	48	37806	47806	57806		Yes	140
8002		27294			140/80	44	37294	47294	57294	67294		
8002		27294		150*	140/80	44	37294	47294	57294	67294		150*
48237	58237	68237										
					200/125	48	38203	48203	58203		Yes	160
48206	58206	68206			200/125	48	38203	48203	58203		Yes	160
47861	57861	67861	Yes		200/125	48	38203	48203	58203		Yes	
47861	57861	67861	Yes		200/125	48	38203	48203	58203		Yes	
47802	57802	67802	Yes									
47861	57861	67861	Yes		200/125	48	38203	48203	58203		Yes	
47294	57294	67294										
47802	57802	67802	Yes									
47294	57294	67294										
					200/125	48	37806	47806	57806		Yes	140
47294	57294	67294			200/125	48	37806	47806	57806		Yes	140
8002		27294			140/80	44	37294	47294	57294	67294		
8002		27294		150*	140/80	44	37294	47294	57294	67294		150*
					200/125	48		48204	58204		Yes	
47860	57860		Yes		200/125	48	38203	48203	58203		Yes	
47914	57914		Yes		200/125	48	37805	47805	57805		Yes	
					200/125	48	38112	48112	58112	68112	Yes	
47861	57861	67861	Yes		200/125	48	38203	48203	58203		Yes	
47802	57802	67802	Yes									
47802	57802	67802	Yes									
					200/125	48		47864	57864		Yes	
47294	57294	67294										
47294	57294	67294										

† Back bracket will not mount to upgrade

This application will require some bracket modification

TRUCKS

TRUCKS



Alternator Applications



	Engine Size	Engine Details	OE Amps	PM Amps	Chrome	Polished	Page	Amps	Page	Chrome
Silverado										
2000 - 2004	All	STD	105/70	130/95	18237	28237	49	200/125	49	38237
1996 - 1999	All	STD	105/80	105/90	18206	28206	40	150/90	40	38206
S,T Series Mini Pickup										
1998 - 2003	2.2L	STD	105/80	105/90	18233	28233	40	150/90	40	38233
2003 - 2004	4.3L(262)	STD	105/80	105/90	18233	28233	40	150/90	40	38233
1998 - 2002	4.3L(262)	STD	105/80	105/90	18231	28231	40	150/90	40	38231
1994 - 1997	2.2L	STD	105/80	105/90	18233	28233	40	150/90	40	38233
1996 - 1997	4.3L(262)	STD	105/80	105/90	18206	28206	40	150/90	40	38206
1994 - 1995	4.3L(262)	STD	105/80	105/90	18233	28233	40	150/90	40	38233
1987 - 1993	2.5L(151)	STD	105/70	105/70	17860	27860	36	140/80	36	37860
	2.8L(173)	STD	105/70	105/70	17860	27860	36	140/80	36	37860
	4.3L(262)	STD	105/70	105/70	17861	27861	36	140/80	36	37861
1986	2.5L(151) Early	STD	94/70	100/70	17294	27294	44	140/80	44	37294
	2.5L(151) Late	STD	105/70	105/70	17802	27802	36	140/80	36	37802
	2.8L(173)	STD	105/70	105/70	17802	27802	36	140/80	36	37802
1982 - 1985	All	STD	94/70	100/70	17294	27294	44	140/80	44	37294
Suburban										
2000 - 2004	All	STD	105/70	130/95	18237	28237	49	200/125	49	38237
1996 - 1999	All	STD	105/80	105/90	18206	28206	40	150/90	40	38206
1993 - 1995	5.7L	OPT	140/85	140/90	17864		48			
1989 - 1995	All	STD	105/70	105/70	17861	27861	36	140/80	36	37861
1987 - 1988	All 105 Amp	OPT	105/70	105/70	17802	27802	36	140/80	36	37802
1983 - 1987	All	STD	94/70	100/70	17294	27294	44	140/80	44	37294
1973 - 1982	All	STD	63/30	70/40	17127	27127	44	100/70	44	17294
Tahoe										
2000 - 2004	All	STD	105/70	130/95	18237	28237	49	200/125	49	38237
1996 - 1999	All	STD	105/80	105/90	18206	28206	40	150/90	40	38206
1995	All	STD	105/70	105/70	17861	27861	36	140/80	36	37861
Trailblazer										
2002 - 2004	5.3L only	STD	130/95	130/95	18237	28237	49	200/125	49	38237
2001	5.3L only	STD	100/70	130/95	18237	28237	49	200/125	49	38237
Dodge										
Dakota/Ramcharger/Ram Pickup-Van										
1988 - 1996	All	STD	90/70					170/110	35	
1971 - 1987	Dbl.Pulley	STD	60/40	75/50	17509		50			
1971 - 1987	Sgl.Pulley	STD	60/40	75/50	17519		50			

Natural	Black	Polished	XS Volt Avail.	Adap. Req.	Amps	Page	Chrome	Natural	Black	Polished	XS Volt Avail.	Adap. Req.
48237	58237	68237										
48206	58206	68206			200/125	48	38203	48203	58203		Yes	160
48233	58233				200/125	48	38202	48202	58202			160
48233	58233				200/125	48	38202	48202	58202			160
48231	58231				200/125	48	38203	48203	58203		Yes**	160
48233	58233				200/125	48	38203 †	48203 †	58203 †		Yes	160
48206	58206	68206			200/125	48	38203	48203	58203		Yes	160
48233	58233				200/125	48	38203 †	48203 †	58203 †		Yes	160
47860	57860		Yes		200/125	48	38203	48203	58203		Yes	
47860	57860		Yes		200/125	48	38203	48203	58203		Yes	
47861	57861	67861	Yes		200/125	48	38203	48203	58203		Yes	
47294	57294	67294										
47802	57802	67802	Yes									
47802	57802	67802	Yes									
47294	57294	67294										
48237	58237	68237										
48206	58206	68206			200/125	48	38203	48203	58203		Yes	160
47861	57861	67861	Yes		200/125	48	38203	48203	58203		Yes	
48237	58237	68237										
48237	58237	68237										
43311	53311	63311										

150* Optional, harness adapter not needed if using this alternator as a "one wire"

[Back to Contents](#)

† Back bracket will not mount to upgrade

This application will require some bracket modification

TRUCKS

TRUCKS



Alternator Applications



	Engine Size	Engine Details	OE Amps	PM Amps	Chrome	Polished	Page	Amps	Page	Chrome
Ford										
Aerostar Minivan										
1995 - 1997	All	STD	95/70					130/90	42	
1992 - 1994	3.0L	STD	95/70					130/90	42	
	4.0L	STD	95/70					130/90	42	
1986 - 1991	3.0L	STD	70/50	80/60	17735		39	140/80	45	8-37140
	4.0L	STD	75/50					130/90	42	
Bronco										
1993 - 1996	All	STD	95/70					130/90	42	
1990 - 1992	4.9L	STD	75/50							
	5.0L,5.8L	STD	70/50	80/60	17735		39	140/80	45	8-37140
1987 - 1989	All w/Ext. Reg	STD	60/30	65/40	17078		39	140/80	45	8-37140
	Lg case HD	OPT	100/60							
	All Int Reg 4.9L	STD	60/30	65/40	17078		39	140/80	45	8-37140
	All Int Reg V8	STD	70/50	80/60	17735		39	140/80	45	8-37140
1966 - 1986	All w/Ext. Reg		60/30	65/40	17078		39	140/80	45	8-37141
	Lg.case HD	OPT	70/45							
Bronco II										
1984 - 1990	All w/Ext.Reg	STD	60/30	65/40	17078		39	140/80	45	8-37141
	w/Int.Reg & Straight Mnt	OPT	70/50	80/60	17735		39	140/80	45	8-37141
E150-350 Full Size Van (Gas engine)										
1997 - 2004	4.6L,5.4L,6.8L	STD	95/70							
	4.2L	STD	95/70					130/90	42	
1993 - 1996	4.9L (Opt Only)	OPT	130/90							
	5.0L,5.8L	STD	95/70					130/90	42	
	5.0L,5.8L	OPT	130/90							
	7.5L	STD	95/70					130/90	42	
		OPT	130/90							
	4.9L (Opt Only)	OPT	130/90							
1992	All V8 Eng.	STD	95/70					130/90	42	
		OPT	130/90							
1990 - 1991	4.9L	STD	70/45							
	All Ext Reg V8	STD	70/45							
	w/Int.Reg	STD	70/50	80/60	17735		39	140/80	45	8-37140
	All Ext. Reg.	OPT	70/45	80/60	17078		39	140/80	45	8-37140
1986 - 1989	All Ext. Reg.	STD	60/30	65/40	17078		39	140/80	45	8-37140
	HD Ext. Reg.	OPT	70/45							
	All w/Int. Reg.	STD	70/50	80/60	17735		39	140/80	45	8-37140
	All w/Ext. Reg.	STD	60/30	65/40	17078		39	140/80	45	8-37141
1973 - 1985	All w/Ext. Reg.	STD	60/30	65/40	17078		39	140/80	45	8-37141
	HD Ext. Reg	OPT	70/45							

Natural	Black	Polished	XS Volt Avail.	Adap. Req.	Amps	Page	Chrome	Natural	Black	Polished	XS Volt Avail.	Adap. Req.
47750	57750				200/125	42	37768	47768	57768			
47758	57758				200/125	42		47760	57760			
47750	57750				200/125	42	37768	47768	57768			
8-47140	8-57140	8-67140			200/125	42	37759	47759	57759			
47758	57758				200/125	42		47760	57760			
47750	57750				200/125	42	37768	47768	57768			
8-47140	8-57140	8-67140			200/125	42	37759	47759	57759			
8-47140	8-57140	8-67140			200/125	42	37759	47759	57759			
8-47140	8-57140	8-67140			200/125	42	37759	47759	57759			
8-47141	8-57141	8-67141			200/125	42	37759	47759	57759			
					200/125	49		47704	57704			
8-47141	8-57141	8-67141			200/125	42	37759	47759	57759			
8-47141	8-57141	8-67141			200/125	42	37759	47759	57759			
					200/125	42	37763	47763	57763			
47750	57750				200/125	42	37768	47768	57768			
					200/125	42		47761	57761			
47750	57750				200/125	42	37768	47768	57768			
					200/125	42	37768	47768	57768			
47758	57758				200/125	42		47760	57760			
					200/125	42		47761	57761			
					200/125	42		47761	57761			
47758	57758				200/125	42		47760	57760			
					200/125	42		47761	57761			
					200/125	49		47704	57704			
					200/125	49		47704	57704			
8-47140	8-57140	8-67140			200/125	42	37759	47759	57759			
8-47140	8-57140	8-67140			200/125	42	37759	47759	57759			
					200/125	49		47704	57704			
8-47140	8-57140	8-67140			200/125	42	37759	47759	57759			
8-47141	8-57141	8-67141			200/125	42	37759	47759	57759			
					200/125	49		47704	57704			

TRUCKS

TRUCKS

150* Optional, harness adapter not needed if using this alternator as a "one wire"

[Back to Contents](#)

† Back bracket will not mount to upgrade

This application will require some bracket modification



Alternator Applications



	Engine Size	Engine Details	OE Amps	PM Amps	Chrome	Polished	Page	Amps	Page	Chrome
E150-350 Full Size Van (Diesel engine)										
1998 - 2003	7.3L Dual Alt Top		110/75					150/90	47	37796
1995 - 2003	7.3L w/o Dual Alt		130/85							
1992 - 1994	7.3L	STD	130/85					130/90	42	
1988 - 1991	7.3L W/Ext Reg		70/45							
1988 - 1989	7.3L W/Int Reg		70/50	80/60	17735		39	140/80	45	8-37141
Escape										
2001 - 2004	2.0L	STD	110/75					150/90	47	
2001 - 2004	3.0L	STD	105/80					150/90	47	37796
Excursion, Gas Engine										
2002 - 2004	5.4L,6.8L	STD	110/75							
2000 - 2001	5.4L,6.8L	STD	130/90							
Excursion, (Diesel Engine)										
2000 - 2004	7.3L Diesel		110/80	110/80	17796	27796	47	150/90	47	37796
Expedition										
2003 - 2004	All	STD	110/80							
1997 - 2002	All	STD	130/90							
Explorer										
2002 - 2004	4.6L	STD	130/90							
1997 - 2003	4.0L w/OHC	STD	130/90							
1997 - 2001	4.0L w/OHV	STD	95/70					130/90	42	
1997 - 2001	4.0L w/OHV	OPT	130/90							
1996 - 2001	5.0L		130/90							
1991 - 1995	All	STD	95/50					130/90	42	
		OPT	130/90							
F150-350 (Gas Engine)										
1997 - 2004	4.2L	STD	95/70					130/90	42	
		OPT	130/90							
2002 - 2004	6.8L	STD	110/80							
1997 - 2003	4.6L,5.4L	STD	95/70							
		OPT	130/90							
1999 - 2004	Lightning 5.4L	STD	130/90							
1995 - 1997	7.5L	STD	95/70					130/90	42	
		OPT	130/90							
1993 - 1996	4.9L (Opt Only)	OPT	130/90							
1993 - 1997	5.0L,5.8L,7.3L	STD	95/70					130/90	42	
		OPT	130/90							
1993 - 1994	7.5L (460)	STD	70/50	80/60	17735		39	140/80	45	8-37140

Natural	Black	Polished	XS Volt Avail.	Adap. Req.	Amps	Page	Chrome	Natural	Black	Polished	XS Volt Avail.	Adap. Req.
47796	57796	67796										
					200/125	42		47767	57767			
47750	57750				200/125	42	37768	47768	57768			
					200/125	49		47704	57704			
8-47141	8-57141	8-67141			200/125	42	37759	47759	57759			
48260	58260											
47796	57796	67796										
					200/125	47	37795	47795	57795	67795		
					200/125	42	37764	47764	57764			
47796	57796	67796										
					200/125	47	37795	47795	57795	67795		
					200/125	42	37764	47764	57764			
					200/125	46	37781	47781	57781			
					200/125	46		47787	57787			
47750	57750				200/125	42	37768	47768	57768			
					200/125	42	37768	47768	57768			
					200/125	46		47787	57787			
47750	57750				200/125	42	37768	47768	57768			
					200/125	42	37768	47768	57768			
47750	57750				200/125	42	37768	47768	57768			
					200/125	42	37768	47768	57768			
					200/125	47	37795	47795	57795	67795		
					200/125	42	37763	47763	57763			
					200/125	42	37764	47764	57764			
					200/125	46	37781	47781	57781			
47758	57758				200/125	42		47760	57760			
					200/125	42		47761	57761			
					200/125	42		47761	57761			
47750	57750				200/125	42	37768	47768	57768			
					200/125	42	37768	47768	57768			
8-47140	8-57140	8-67140			200/125	42	37759	47759	57759			

TRUCKS

TRUCKS

150* Optional, harness adapter not needed if using this alternator as a "one wire"

[Back to Contents](#)

† Back bracket will not mount to upgrade

This application will require some bracket modification



Alternator Applications



	Engine Size	Engine Details	OE Amps	PM Amps	Chrome	Polished	Page	Amps	Page	Chrome
F150-350 (Gas Engine) Contd										
1992	5.0L,5.8L	STD	95/70					130/90	42	
	7.5L	STD	70/50	80/60	17735		39	140/80	45	8-37140
	7.3L Int. Reg	STD	130/90							
	w/Ext. Reg	STD	70/45							
1990 - 1991	All Int Reg V8	STD	70/50	80/60	17735		39	140/80	45	8-37140
	w/Ext. Reg.	STD	70/45							
1986 - 1989	All w/Int. Reg. (Exc Offset Mnt)		70/50	80/60	17735		39	140/80	45	8-37140
	All w/Ext. Reg. (Exc Offset Mnt)	STD	60/30	65/40	17078		39	140/80	45	8-37140
		OPT	70/45							
1982 - 1985	All exc. 3.8L	STD	60/30	65/40	17078		39	140/80	45	8-37141
		OPT	70/45							
1965 - 1981	All	STD	60/30	65/40	17078		39	140/80	45	8-37141
		OPT	70/45							

F150-F350 (Diesel Engine)

1999 - 2003	7.3L Dsl Single Alternator		110/80	110/80	17796	27796	47	150/90	47	37796
1999 - 2003	7.3L Dsl Dual Alt. Top Unit		110/80	110/80	17796	27796	47	150/90	47	37796
1996 - 1998	7.3L Dsl	STD	130/85							
1994 - 1995	7.3L w/Turbo	STD	130/85							
1992 - 1995	7.3L w/oTurbo	STD	130/85					130/90	42	
1990 - 1992	7.3L w/Int Reg	STD	130/85					130/90	42	
1988 - 1992	7.3L w/Ext Reg	STD	70/45							
1988 - 1989	7.3L w/Int Reg	STD	70/50	80/60	17735		39	140/80	45	8-37141

Ranger Pickup

1992 - 2002	All exc. 2.9L	STD	95/70					130/90	42	
1990 - 1991	2.3L,3.0L	STD	70/50	80/60	17735		39	140/80	45	8-37140
	4.0L	STD	80/55					130/90	42	
1983 - 1989	All w/Int. Reg.	STD	70/50	80/60	17735		39	140/80	45	8-37140
	All w/Ext. Reg.	STD	60/30	65/40	17078		39	140/80	45	8-37140

Windstar

1996 - 1998	3.8L	STD	130/90							
1995	3.8L	STD	130/90							

GMC

C,K Series, See Chevy C,K

CabAllero, See Chev El Camino

Envoy

2001 - 2004	4.3L,5.3L only	STD	130/95	130/95	18237	28237	49	200/125	49	38237
-------------	----------------	-----	--------	--------	-------	-------	----	---------	----	-------

150* Optional, harness adapter not needed if using this alternator as a "one wire"

[Back to Contents](#)

Natural	Black	Polished	XS Volt Avail.	Adap. Req.	Amps	Page	Chrome	Natural	Black	Polished	XS Volt Avail.	Adap. Req.
47750	57750				200/125	42	37768	47768	57768			
8-47140	8-57140	8-67140			200/125	42	37759	47759	57759			
					200/125	42	37768	47768	57768			
					200/125	49		47704	57704			
8-47140	8-57140	8-67140			200/125	42	37759	47759	57759			
					200/125	49		47704	57704			
8-47140	8-57140	8-67140			200/125	42	37759	47759	57759			
					200/125	49		47704	57704			
8-47141	8-57141	8-67141			200/125	42	37759	47759	57759			
					200/125	49		47704	57704			

47796	57796	67796										
47796	57796	67796										
					200/125	42		47767	57767			
					200/125	42		47767	57767			
47750	57750				200/125	42	37768	47768	57768			
47750	57750				200/125	42	37768	47768	57768			
					200/125	49		47704	57704			
8-47141	8-57141	8-67141			200/125	42	37759	47759	57759			

47750	57750				200/125	42	37768	47768	57768			
8-47140	8-57140	8-67140			200/125	42	37759	47759	57759			
47750	57750				200/125	42	37768	47768	57768			
8-47140	8-57140	8-67140			200/125	42	37759	47759	57759			
8-47140	8-57140	8-67140			200/125	42	37759	47759	57759			

					200/125	42	37768	47768	57768			
					200/125	42		47761	57761			

48237	58237	68237										
-------	-------	-------	--	--	--	--	--	--	--	--	--	--

† Back bracket will not mount to upgrade

This application will require some bracket modification



Alternator Applications



	Engine Size	Engine Details	OE Amps	PM Amps	Chrome	Polished	Page	Amps	Page	Chrome
Jimmy										
2000 - 2001	4.3L	STD	100/70	130/95	18237	28237	49	200/125	49	38237
1998 - 1999	4.3L	STD	105/80	105/90	18231	28231	40	150/90	40	38231
1996 - 1997	4.3L	STD	105/80	105/90	18206	28206	40	150/90	40	38206
1994 - 1995	4.3L	STD	105/80	105/90	18233	28233	40	150/90	40	38233
1989 - 1993	4.3L	STD	105/70	105/70	17861	27861	36	140/80	36	37861
1987 - 1989	2.5,2.8	STD	105/70	105/70	17860	27860	36	140/80	36	37860
Safari										
2001 - 2004	4.3L	STD	105/70	130/95	18237	28237	49	200/125	49	38237
2000	4.3L	STD	105/80	105/90	18231	28231	40	150/90	40	38231
1996 - 1999	4.3L	STD	105/80	105/90	18206	28206	40	150/90	40	38206
1994 - 1995	4.3L	STD	105/80	105/90	18233	28233	40	150/90	40	38233
1987 - 1993	4.3L	STD	105/70	105/70	17861	27861	36	140/80	36	37861
1986	4.3L	STD	105/70	105/70	17802	27802	36	140/80	36	37802
1985	4.3L	STD	94/70	100/70	17294	27294	44	140/80	44	37294
Savana										
2001 - 2004	All	STD	105/70	130/95	18237	28237	49	200/125	49	38237
1996 - 2000	All	STD	105/80	105/90	18206	28206	40	150/90	40	38206
Sierra										
2001 - 2004	All	STD	105/70	130/95	18237	28237	49	200/125	49	38237
1996 - 2000	All	STD	105/80	105/90	18206	28206	40	150/90	40	38206
Sonoma										
2001 - 2004	4.3L	STD	105/70	130/95	18237	28237	49	200/125	49	38237
1996 - 2000	4.3L	STD	105/80	105/90	18231	28231	40	150/90	40	38231
1998 - 2003	2.2L	STD	105/80	105/90	18233	28233	40	150/90	40	38233
1994 - 1997	2.2L	STD	105/80	105/90	18233	28233	40	150/90	40	38233
Yukon / Denali / Yukon XL										
2000 - 2004	All	STD	105/70	130/95	18237	28237	49	200/125	49	38237
1996 - 1999	All	STD	105/80	105/90	18206	28206	40	150/90	40	38206
Isuzu										
Ascender										
2003 - 2004	5.3L only	STD	140/100							
Pickup										
1991 - 1995	3.1L V-6	STD	105/70	105/70	17860	27860	36	140/80	36	37860
Hombre										
1998 - 2000	2.2L	STD	105/80	105/90	18233	28233	40	150/90	40	38233
1998 - 2000	4.3L	STD	105/80	105/90	18231	28231	40	150/90	40	38231
1996 - 1997	2.2L	STD	105/80	105/90	18233	28233	40	150/90	40	38233
Rodeo										
1991 - 1992	3.1L V-6	STD	105/70	105/70	17860	27860	36	140/80	36	37860

Natural	Black	Polished	XS Volt Avail.	Adap. Req.	Amps	Page	Chrome	Natural	Black	Polished	XS Volt Avail.	Adap. Req.
48237	58237	68237										
48231	58231				200/125	48	38203	48203	58203		Yes	160
48206	58206	68206			200/125	48	38203	48203	58203		Yes	160
48233	58233				200/125	48	38203 †	48203 †	58203 †		Yes	160
47861	57861	67861	Yes		200/125	48	38203	48203	58203		Yes	
47860	57860		Yes									
48237	58237	68237										
48231	58231				200/125	48	38203	48203	58203		Yes	160
48206	58206	68206			200/125	48	38203	48203	58203		Yes	160
48233	58233				200/125	48	38203 †	48203 †	58203 †		Yes	160
47861	57861	67861	Yes		200/125	48	38203	48203	58203		Yes	
47802	57802	67802	Yes									
47294	57294	67294										
48237	58237	68237										
48206	58206	68206			200/125	48	38203	48203	58203		Yes	160
48237	58237	68237										
48231	58231				200/125	48	38203 †	48203 †	58203 †		Yes	160
48233	58233				200/125	48	38203 †	48203 †	58203 †		Yes	160
48233	58233				200/125	48	38203 †	48203 †	58203 †		Yes	160
48237	58237	68237										
48206	58206	68206			200/125	48	38203	48203	58203		Yes	160
					200/125	48	38202	48202	58202			160
47860	57860		Yes		200/125	48	38203	48203	58203		Yes	
48233	58233				200/125	48	38203 †	48203 †	58203 †		Yes	160
48231	58231				200/125	48	38203	48203	58203		Yes	160
48233	58233				200/125	48	38203 †	48203 †	58203 †		Yes	160
47860	57860		Yes		200/125	48	38203	48203	58203		Yes	

150* Optional, harness adapter not needed if using this alternator as a "one wire"

[Back to Contents](#)

† Back bracket will not mount to upgrade

This application will require some bracket modification



Alternator Applications



	Engine Size	Engine Details	OE Amps	PM Amps	Chrome	Polished	Page	Amps	Page	Chrome
Trooper										
1989 - 1991	2.8L V-6	STD	105/70	105/70	17860	27860	36	140/80	36	37860

	Engine Size	Engine Details	OE Amps	PM Amps	Chrome	Polished	Page	Amps	Page	Chrome
Jeep										
CJ Series/Wrangler										
1991 - 1999	All	STD	90/60					170/110	35	
1983 - 1990	All	STD	94/70	100/70	17294	27294	44	140/80	44	37294
1981 - 1982	All exc. below	STD	94/70	100/70	17294	27294	44	140/80	44	37294
	4.2L only HD	OPT	108/70	120/90	17290		49			
1978 - 1980	All	STD	63/30	70/40	17127	27127	44	100/70	44	17294
1975 - 1977	All V6	STD	63/30	70/40	17127	27127	44	100/70	44	17294
	All V8	STD	60/30	65/40	17078		39	140/80	45	8-37141
1975	All V8	STD	50/25					100/70	45	8-36100
1966 - 1974	All	STD	50/25					100/70	45	8-36100

Cherokee (J Series) see Grand Wagoneer
Cherokee Limited/Comanche/Wagoneer Limited (XJ Series)

	Engine Size	Engine Details	OE Amps	PM Amps	Chrome	Polished	Page	Amps	Page	Chrome
1991 - 2000	All		90/60					170/110	35	
1987 - 1990	2.5L	STD	105/70					140/80	36	38137
	4.0L	STD	105/70					140/80	36	37861
1984 - 1986	2.5L,2.8L	STD	94/70	100/70	17294	27294	44	140/80	44	37294
1981 - 1983	All	STD	63/30	70/40	17127	27127	44	100/70	44	17294
	HD	OPT	108/70	120/90	17290		49			
1978 - 1980	All	STD	63/30	70/40	17127	27127	44	100/70	44	17294
1975 - 1977	All V6	STD	63/30	70/40	17127	27127	44	100/70	44	17294
1976 - 1977	All V8 w/ 1" Mnt	STD	60/30	65/40	17078		39	140/80	45	8-37141
	All V8 w/ 3" Mnt	STD	50/25					100/70	45	8-36100
1966 - 1974	All	STD	50/25					100/70	45	8-36100

Grand Cherokee

	Engine Size	Engine Details	OE Amps	PM Amps	Chrome	Polished	Page	Amps	Page	Chrome
1992 - 1998	All	STD	90/60					170/110	35	

	Engine Size	Engine Details	OE Amps	PM Amps	Chrome	Polished	Page	Amps	Page	Chrome
Grand Wagoneer (J Series) Full Size / J Series Pickup										
1980 - 1991	All	STD	94/70	100/70	17294	27294	44	140/80	44	37294
	HD	OPT	108/70	120/90	17290		49			
1978 - 1979	All	STD	63/30	70/40	17127	27127	44	100/70	44	17294
1975 - 1977	All V6	STD	63/30	70/40	17127	27127	44	100/70	44	17294
	All V8 w/ 1" Mnt	STD	60/30	65/40	17078		39	140/80	45	8-37141
	All V8 w/ 3" Mnt	STD	50/25					100/70	45	8-36100
1966 - 1974	All	STD	50/25					100/70	45	8-36100

Lincoln Navigator

	Engine Size	Engine Details	OE Amps	PM Amps	Chrome	Polished	Page	Amps	Page	Chrome
1998 - 2002	All	STD	130/80							

Natural	Black	Polished	XS Volt Avail.	Adap. Req.	Amps	Page	Chrome	Natural	Black	Polished	XS Volt Avail.	Adap. Req.
47860	57860		Yes		200/125	48	38203	48203	58203		Yes	

43311	53311	63311										
47294	57294	67294										
47294	57294	67294										
					200/125	48	37806	47806	57806		Yes	140
8002		27294			140/80	44	37294	47294	57294	67294		
8002		27294			140/80	44	37294	47294	57294	67294		
8-47141	8-57141	8-67141			200/125	42	37759	47759	57759			
8-46100					140/80	45			8-56140			
8-46100					140/80	45			8-56140			

43311	53311	63311										
48137	58137		Yes									
47861	57861	67861	Yes									
47294	57294	67294										
8002		27294			140/80	44	37294	47294	57294	67294		
					200/125	48	37806	47806	57806		Yes	140
8002		27294			140/80	44	37294	47294	57294	67294		
8002		27294			140/80	44	37294	47294	57294	67294		
8-47141	8-57141	8-67141			200/125	42	37759	47759	57759			
8-46100					140/80	45			8-56140			
8-46100					140/80	45			8-56140			

43311	53311	63311										
47294	57294	67294										
					200/125	48	37806	47806	57806		Yes	140
8002		27294			140/80	44	37294	47294	57294	67294		
8002		27294			140/80	44	37294	47294	57294	67294		
8-47141	8-57141	8-67141			200/125	42	37759	47759	57759			
8-46100					140/80	45			8-56140			
8-46100					140/80	45			8-56140			
					200/125	47	37795	47795	57795	67795		

150* Optional, harness adapter not needed if using this alternator as a "one wire"

[Back to Contents](#)

† Back bracket will not mount to upgrade

This application will require some bracket modification

TRUCKS

TRUCKS



Alternator Applications



	Engine Size	Engine Details	OE Amps	PM Amps	Chrome	Polished	Page	Amps	Page	Chrome
Mazda										
Navaho/B4000,B3000,B2300 Pickup										
1991 - 1994	All	STD	95/70					130/90	42	
Tribute										
2001 - 2003	2.0L	STD	110/75					150/90	47	
2001 - 2002	3.0L	STD	105/80	110/80	17796	27796	47	150/90	47	37796
Mercury Mountaineer										
2002 - 2004	4.0L	STD	130/90							
	4.6L	STD	130/90							
1997 - 2001	All	STD	130/90							
Oldsmobile Bravada										
1998 - 2000	4.3L	STD	105/80	105/90	18231	28231	40	150/90	40	38231
Toyota										
Pickups										
1993 - 1995	3.0L	STD	60/30					170/110	35	
1985 - 1992	3.0L	STD	60/30					170/110	35	
T-100 Pickup										
1993 - 1994	3.0L	STD	60/30					170/110	35	
1994 - 1996	2.7L	STD	60/30					170/110	35	
Tacoma										
1995 - 1996	2WD 2.4L, 2.7L	STD	60/30					170/110	35	

Natural	Black	Polished	XS Volt Avail.	Adap. Req.	Amps	Page	Chrome	Natural	Black	Polished	XS Volt Avail.	Adap. Req.
47750	57750				200/125	42	37768	47768	57768			
48260	58260											
47796	57796	67796										
					200/125	46		47787	57787			
					200/125	46	37781	47781	57781			
					200/125	46		47787	57787			
48231	58231				200/125	48	38203	48203	58203		Yes	
42280-4#	52280-4#		Yes	164								
42280-4#	52280-4#		Yes									
42280-4#	52280-4#		Yes	164								
42280-4#	52280-4#		Yes	164								
41280-12#	51280-12#		Yes	164								

TRUCKS

TRUCKS

150* Optional, harness adapter not needed if using this alternator as a "one wire"

[Back to Contents](#)

† Back bracket will not mount to upgrade

This application will require some bracket modification